

LANGUAGE SKILLS WITH A TEACHER

READING

Multiple-choice signs, notices and messages (Unit 11, Unit 18, Review 3)



Understanding the task

There are six short texts to read. They may be emails, text messages, signs, notices, postcards, etc.

What do I have to do?

Each text has a multiple-choice question for you to answer.



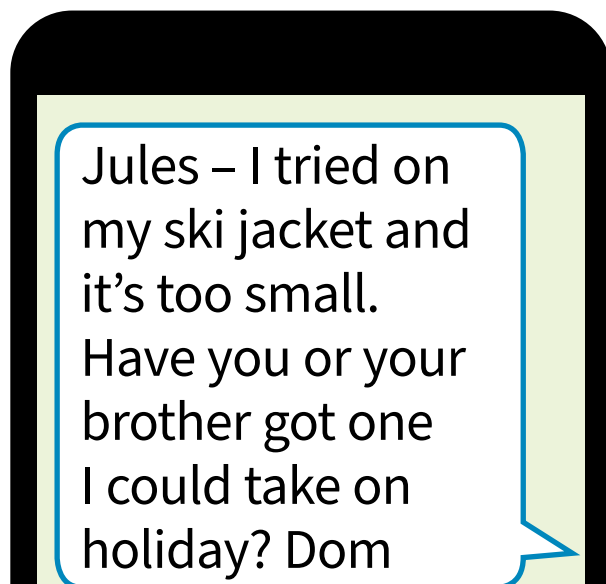
Tips for success

- Look at each text and think about where you would see it.
- Decide what the main message of the text is.
- Read all the options carefully. Think about the meaning of each one. Don't just choose an option because it has words or ideas from the text.

LANGUAGE SKILLS WITH A TEACHER

- 1** Look at the task and read question 1. What kind of message is it? Which option is the correct answer? Why are the other two wrong?

1



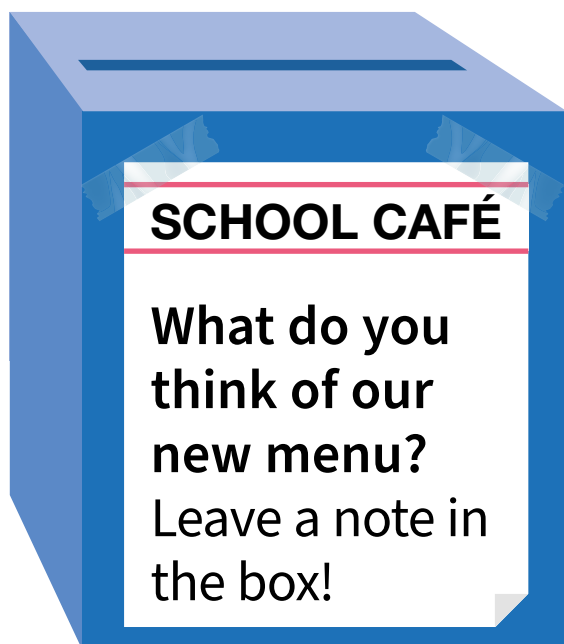
Dom would like Jules to

- A find a jacket that Dom can borrow.
- B tell Dom what size jacket is best.
- C ask his brother to return Dom's jacket.

- 2** Now you try. Complete the Reading task. Use the *Tips for Success* on page 1 to help you.

For each question, choose the correct answer.

2



- A Students can get information about the new menu here.
- B The café is asking for ideas for new dishes to add to the menu.
- C This is how students can give their opinion of the menu.

3

To Mia
From Abby
Fantastic news! Mr Wilson has agreed to start a climbing club on Friday evenings if enough students are interested. Email him immediately!

- A Abby is excited about how good the climbing club was.
- B Abby wants Mia to contact Mr Wilson as soon as possible.
- C Abby and Mia are the only students who like climbing.

4

Year 9 art exhibition

15th–25th July

Anyone who wants their painting included in this must give it to Miss Evans by Friday, 12th.

What do students find out from this message?

- A what kind of painting can go into the exhibition
- B how long they've got to finish their paintings
- C why the art exhibition is taking place in July

LANGUAGE SKILLS WITH A TEACHER

5



Bridgetown Shopping Centre

Restaurants, shops and cinema open until 10 p.m.!

Tuesdays and Thursdays only

- A The shopping centre closes later than usual two days a week.
- B You can see films here from Tuesday to Thursday.
- C Some places in the centre close earlier than others.

6



- A Isobel will ask her mum if she can go to the park.
- B Isobel won't be able to meet Zoe this weekend.
- C Isobel will see Zoe later than they planned.

READING**Multiple-choice three short texts
(Unit 3, Unit 12, Unit 18)****Understanding the task**

There are three short texts to read. They might be about people, places, books, films, etc.

What do I have to do?

There are six questions to answer. Match each question to one of the texts.

**Tips for success**

- Find the key words in the questions.
- Read the texts and find the information which matches the question exactly. The meaning will be the same, but the words will be different.
- Don't worry if you don't understand every word in the text.

- 1** Look at the title of the article on pages 6-7 and read the questions. Then, read the article and find the answer to question 1. Find the part of the text that gives you the answer.



Three *unusual* homes



Sarah

My home is a houseboat on a river. My parents and I have lived here since I was four, and I can't remember living anywhere else. Lots of my friends live on houseboats too, so it feels normal to me. We haven't got much space, but we don't mind – it's enough for us. Visitors love staying here and are surprised by how comfortable it is. They always sleep really well and love being on the water.



Andrea

My friends at school think my lighthouse home is very cool. I like it, but it's not easy living here. The rooms are round, so it's hard to fit furniture in, and they're not very big. Also, my parents have to drive me everywhere as we are so far from town. The sea is only about 10 metres away, so it gets very exciting when there is a storm. But the building is very strong, and I never feel afraid.

Alex

My name is Alex. I'm from Chernivtsi. I live in an unusual Ship-House, which has been a part of my city since the 19th century. It's situated in the middle of Chernivtsi, and it's always been a wonder to the locals and tourists. I love living here as it's always fun to explain to people what kind of building it is. As the Ship-House is located in the city centre, I can easily get to my school, shops, and other places.



2 Now you try. Complete the task. Use the *Tips for Success* on page 5 to help you. For each question, say Sarah, Andrea or Alex.

- 1 Who knows other people who live in homes like hers?
- 2 Who says that she feels safe in her home?
- 3 Who is happy with the size of her home?
- 4 Who says that guests enjoy spending the night in her home?
- 5 Who needs a lift when she wants to visit friends?
- 6 Who lives in the centre of the city?

READING

Multiple-choice one long text (Unit 5, Unit 9, Unit 15)



Understanding the task

There is a magazine or website article.

What do I have to do?

You have five multiple-choice questions to answer.



Tips for success

- One or two questions will test your understanding of the text as a whole.
- The other questions will test details, opinions or feelings in the text.
- Don't just match words in the options with words in the text. Think carefully about the meaning.

- 1 Read the text and the questions on pages 9-10, but don't answer the questions yet. One question tests your understanding of the whole text. Which question is it?

Luke Thill

When he was 12, Luke Thill was at home during the school holidays. He was bored and looking for a fun activity, but he didn't want to play computer games or ride his bike. Then, he heard about people who build, and live in, very small wooden houses. 'I decided that I wanted to build one in my garden,' he said. 'I thought if I made enough money doing jobs for my neighbours, it might be possible.'

Luke's dad agreed to help, but he had a few rules. Luke had to pay for everything himself and had to do most of the work. Luke describes his dad as his 'coach' and says that working as a team brought them closer together. It took them a year and a half to finish the house and it cost \$1,500.

The house is three metres long and two metres wide. Downstairs, it has a kitchen and sitting area with a TV, and upstairs there's a little bedroom. When he began, Luke was already quite good at repairing things, but there was a lot he didn't know. 'It all seems very simple to me now,' he said. 'But at the time, I had no idea what to do.'

Luke sleeps in his house about twice a week, does homework there after school and invites friends round. He enjoyed building his little house so much that he plans to build a second, bigger one, and in a few years' time he'd like to live in it full time.



2 Choose the correct answer. Use the *Tips for Success* on page 8 to help you.

- 1 What is the writer doing in this text?
 - A giving advice to teenage builders
 - B describing an interesting project
 - C saying why small houses are popular
- 2 Why did Luke decide to build a little house?
 - A He needed something to do.
 - B He liked the one his neighbour had.
 - C It was a way to meet new people.
- 3 Luke's dad was happy to
 - A do most of the building work.
 - B lend Luke money for the house.
 - C show Luke how to do things.
- 4 What does Luke say about building the house?
 - A He was surprised it was so easy.
 - B He learned a lot while he was doing it.
 - C He broke some things at the beginning.
- 5 What would Luke like to do next?
 - A make another little house
 - B build houses for his friends
 - C move out of the family home

READING**Multiple-choice cloze factual text
(Unit 8, Unit 10, Review 2)****Understanding the task**

There is a short newspaper, magazine, website or encyclopaedia article to read.

What do I have to do?

Complete the text by choosing the correct word for each gap.

There are six multiple-choice questions.

**Tips for success**

- Before choosing an answer, read the whole sentence so you understand what it is about.
- Look at the words around the space carefully before choosing the one you think is best.
- With some questions, you need to think about grammar as well.

- 1** Read the article on page 12 and try question 1. What is the answer? Why?
- 2** Now you try. Complete the Reading task. Use the *Tips for Success* to help you.

THE CITY WHERE PEOPLE CAN SEND EMAILS TO TREES

A few years ago, workers in Melbourne, Australia, gave each of the city's 70,000 trees ID numbers and email addresses. They did this so that people had a way of (1) _____ workers know when there was a (2) _____ with a tree or if it was dangerous. They could then send someone to work on it and make it (3) _____.

The emails soon started arriving. However, workers got a big (4) _____ when they read them because many people were using the email addresses to send love letters to the trees. They (5) _____ the trees stories, asked them questions and said how beautiful they were. The workers joined in by sending replies from the trees. The email conversations are (6) _____ to read and show how important trees are to the people of Melbourne.



For each question, choose the correct answer.

- | | | |
|---------------|------------|--------------|
| 1 A making | B letting | C getting |
| 2 A mistake | B trouble | C problem |
| 3 A safe | B correct | C well |
| 4 A adventure | B surprise | C experience |
| 5 A spoke | B told | C explained |
| 6 A popular | B glad | C wonderful |

READING Open cloze email (Unit 13, Unit 19, Review 5)



Understanding the task

There is a short text, such as an email, postcard or internet post. Sometimes, there may be two emails.

What do I have to do?

You have to complete the text by writing one word in each space.



Tips for success

Read the text once without thinking about the gaps, so you know what it is about.

- Think about what kind of word is needed for the gap, e.g. preposition, pronoun, article.
- Read the whole sentence carefully.
- Only write one word in each space or you will not get the mark.
- Spell each word perfectly or you will not get the mark.

1 Read the texts on page 14 once. What kind of words are missing, grammar or vocabulary?

LANGUAGE SKILLS WITH A TEACHER

2 Now you try. Complete the Reading task. Use the *Tips for Success* on page 13 to help you.

For each question, write the correct answer. Write **one** word for each gap.

Example: 0 *my*

To: Bart
From: Shammi

Guess what? Mum says I can paint the walls in (0) _____ bedroom. I'm really happy (1) _____ I hate the colour it is now! (2) _____ you want to come and help me? I'm free on Saturday afternoon and (3) _____ day on Sunday.

To: Shammi
From: Bart

Of course! I know (4) _____ much you hate your pink walls! Is it OK (5) _____ I come at ten on Sunday morning? By the way, (6) _____ colour are we going to use? I painted my room black a few weeks ago, and it looks fantastic!

WRITING**Guided writing email or note
(Unit 10, Unit 14, Review 4)****Understanding the task**

There is a short writing task.

What do I have to do?

You have to write a short email or note to a friend. You may get some instructions to follow, or you may have part of a message with some questions to reply to.

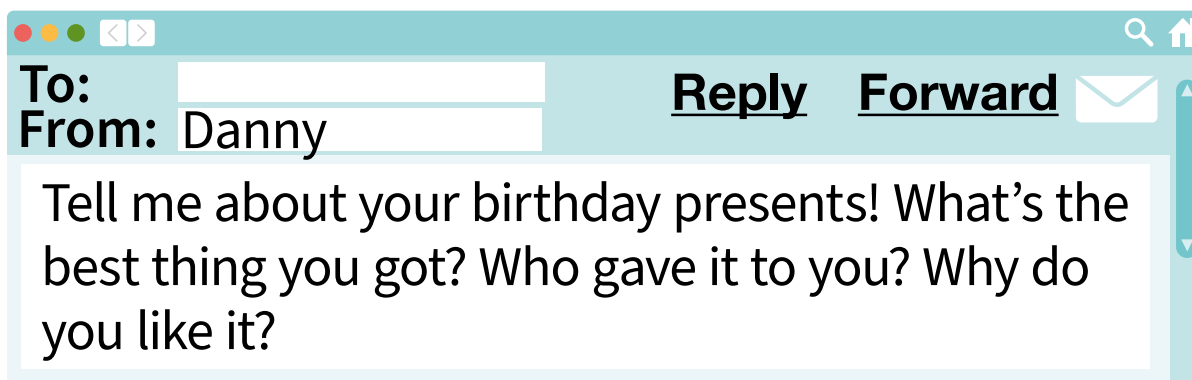
**Tips for success**

- Find the important words in the email so you understand the topic and the three questions.
- When you have finished, check for spelling and grammar mistakes and that your email or note clearly includes answers to all three questions.
- Check you have written at least 25 words.

- 1** Read the task question and the four example answers on page 16. Which one is perfect? What is wrong with the other three?

LANGUAGE SKILLS WITH A TEACHER

Read the email from your English friend, Danny.



Write an email to Danny and answer the questions. Write 25 words or more.

A
I got lots of fantastic presents for my birthday. The best thing was my bike, which my parents gave me. I love it because it's fast and a really cool colour. Lets go for a ride together soon!

B
My birthday was great. All my friends came to my party and we had a great time. We all missed you a lot! When can we see you?

C
I got lots of presents including a new mobile phone it's the best one I've ever had

D
My best present is earring from my frend. is bautiful I loving it and waring always

2 Now you try. Write your own answer to the Writing task. Use the *Tips for Success* on page 15 to help you.

WRITING

Picture story (Unit 4, Unit 18, Review 1)



Understanding the task

There is a story writing task.

What do I have to do?

You have to write a story based on three pictures.



Tips for success

- Look at all three pictures and get an idea of the whole story before you begin.
- Include something about every picture in your story.
- Use the past tense for the events of the story.
- Try to use linking words such as *so*, *and*, *but*, *because*, etc. in your story.

1 Read the task and the sample answer on page 18. Is there something about every picture?

What tense is the story in? Why?

Look at the three pictures.

Write the story shown in the pictures.

Write **35 words** or more.

LANGUAGE SKILLS WITH A TEACHER



Last week, Jim saw a poster at school about a cooking competition. He loves baking, so he decided to enter it. He went home and baked an amazing chocolate cake. Jim took his cake to the competition and was very happy and surprised when he got first prize for it.

2 Now you try. Do the Writing task below. Use the *Tips for Success* on page 17 to help you.

Look at the three pictures.

Write the story shown in the pictures.

Write **35 words** or more.



LISTENING

3-option multiple choice five short dialogues (Unit 4, Unit 17, Review 1)



Understanding the task

There are five short conversations.

What do I have to do?

Each conversation has a multiple-choice question for you to answer. The options are pictures.

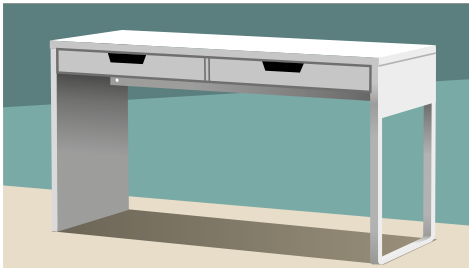


Tips for success

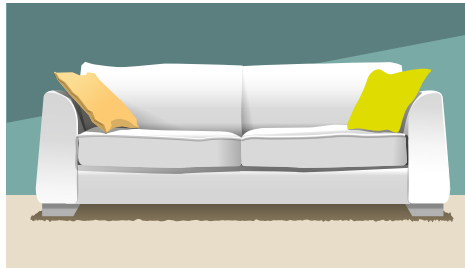
- You will hear something about each picture, but only one picture answers the question, so only give one answer.
- You hear the conversation twice, so don't worry if you miss the answer the first time.

LANGUAGE SKILLS WITH A TEACHER

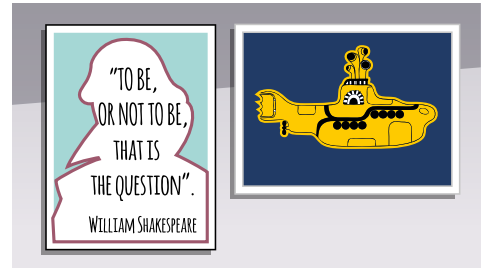
1 Look at the pictures for question 1. Write down some words you think you are going to hear in the conversation.



A



B



C



Listen again to check your answer.



2 Read the question carefully. Is it asking about what Ted has got or what he wants? Now, listen and answer the question.

1 What would Ted like to get for his room?



3 Now you try. Complete the Listening task. Use the *Tips for Success* on page 19 to help you.

For each question, choose the correct picture.

2 What is still in the car?



A



B



C

3 How much is the bag?



A




B



C

4 Where did they go camping last year?



A



B



C

5 What are the boys going to do now?



A



B



C

LISTENING

Gap fill notes (Unit 7, Unit 19, Review 5)



Understanding the task

There is a person giving some information on a subject.

What do I have to do?

You need to listen and complete some notes. There are five pieces of information you need to write down. These will be words, numbers or spellings.



Tips for success

- Before you listen, think about the kind of information you need for the gap.
- Sometimes, you will hear two possible answers. Listen carefully to understand which one is correct.
- It's best to write numbers as numbers and not as words, so you don't make a mistake with spelling.
- You hear the recording twice, so don't worry if you miss the answer the first time.



152

1 Read the task. Then, listen to the first part and look at the example. You hear two days – Saturday and Friday. Why is Saturday correct and Friday wrong?



153

2 Now you try. Complete the Listening task. Use the *Tips for Success* on page 22 to help you.

For each question, write the correct answer in each gap. You will hear someone talking about a gym. Write one **word**, or a **number** or a **date** or a **time**.

Bodyfit Gym

Club for teenagers

Day: Saturday


Price: (1) £ _____ per month

Start time: (2) _____ a.m.

Teacher's name: (3) _____

What not to wear: (4) _____

What to bring: (5) _____



LISTENING

3-option multiple choice dialogue (Unit 12, Unit 20, Review 3)



Understanding the task

There is a conversation between two people.

What do I have to do?

Listen and answer five multiple-choice questions.



Tips for success

- Read the questions before you listen so you know what information to listen for.
- You will hear something about all three options, so listen carefully to catch the meaning of what the people are saying.
- The answer can come from either speaker.
- At least one question will ask about the opinion or feelings of one of the speakers.
- You hear the conversation twice, so don't worry if you miss the answer the first time.



154

1 Read the questions and the instructions so you know what the conversation will be about. Then, look at question 1. Listen to the first part of the recording and answer the question below. Why is C the answer? Why are A and B wrong?



155

2 Now you try. Complete the Listening task. Use the *Tips for Success* on page 24 to help you.

For each question, choose the correct answer. You will hear Callum talking to his friend Stella about going to a skatepark.

1 Callum says the new skatepark is close to

A the cinema. B Callum's house.

C the swimming pool.

2 Stella does not like skateparks that are

A old. B small. C dirty.

3 What will the skatepark have in the future?

A a shop B a roof C a café

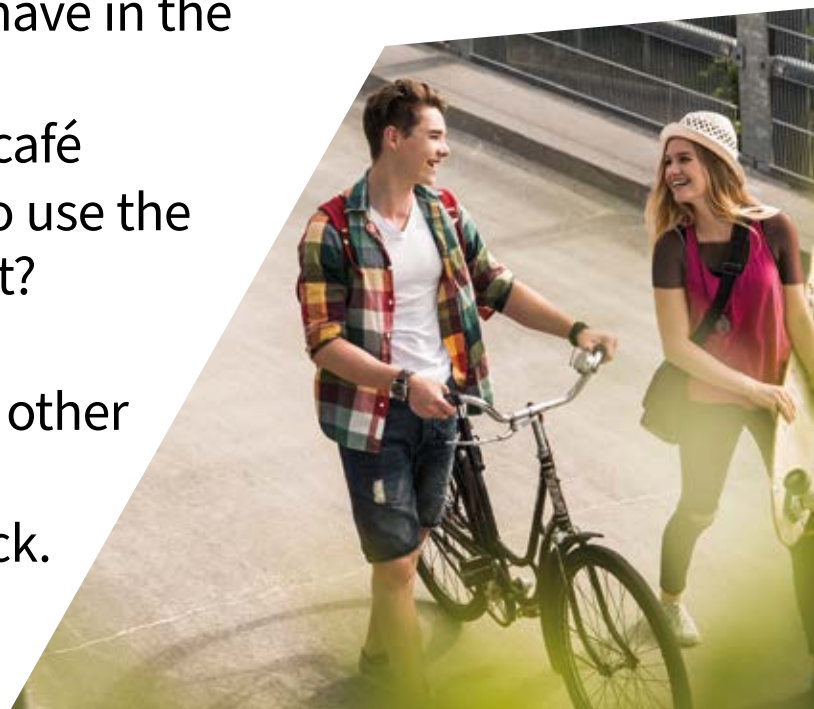
4 How much does it cost to use the skatepark at the moment?

A £7 B £5 C £3

5 The friends will see each other at the skatepark at

A 10 o'clock. B 12 o'clock.

C 1 o'clock.



LISTENING

**3-option multiple choice main idea, message, gist or topic
(Unit 8, Unit 16, Review 2)**



Understanding the task

There are five short conversations or monologues.

What do I have to do?

Listen and answer five multiple-choice questions.



Tips for success

- Read the focus question carefully as this will tell you what to listen for.
- The kind of things you'll be listening for include the topic, an opinion, someone's reasons for doing something, someone's likes and dislikes, activities, events, etc.
- Don't worry if you don't understand every word.
- Listen for the meaning, don't just match words in the question and answer.
- You hear the recordings twice, so don't worry if you miss the answer the first time.



1 Look at question 1. Then listen and choose the correct answer. Compare with a partner and say why you chose the answer you did.

156



2 Now you try. Complete the Listening task. Use the *Tips for Success* on page 26 to help you.

157

For each question, choose the correct answer.

1 You will hear a girl talking to her mother. What does she want to eat?

A a sandwich **B** some biscuits

C a large meal

2 You will hear a girl talking to a friend about a TV programme. What does she say about it?

A It was funny. **B** It was long.

C It was exciting.

3 You will hear two friends talking about a walk they did together. What happened on the walk?

A They got wet. **B** They got lost.

C They hurt themselves.

4 You will hear a boy leaving a message for a friend. Where would he like to meet his friend?

A at the bus stop **B** at the ticket office

C at the big stage

5 You will hear a teacher talking to her class. What is she talking about?

A a story they'll write **B** a book they'll read

C a film they'll watch

LISTENING

Matching (Unit 2, Unit 6, Review 4)



Understanding the task

There is a longer dialogue.

What do I have to do?

You need to listen and match five people / days / times, etc. to eight possible answers.



Tips for success

- Before you listen, read the list A–H carefully and think about the kinds of words you may hear.
- Often the words in A–H will be different in the listening, e.g. *get ready for the concert* = *music practice*.
- You will hear the conversation twice, so don't worry if you cannot answer all the questions the first time.
- The information in the recording will be in the same order as the questions.



1 Read the task instructions and the example. Then, listen to the first part of the recording while you read the dialogue. Find the part of the text that gives you the answer to the example.

Grandma: How was your half-term holiday, Jasmin? What did you and your friends do?

Jasmin: Well, Grandma, I played the guitar a lot. I'm in the school concert next week and I need to get ready for it.



2 Now you try. Complete the Listening task. Use the *Tips for Success* on page 28 to help you.

For each question, choose the correct answer. You will hear Jasmin telling her grandmother about her half-term holiday. What activity did each person do?

Example: 0 Jasmin C

People

- 1 Sophie
- 2 Sam
- 3 Joe
- 4 Emily
- 5 Gemma

Activities

- A cooking
- B going online
- C music practice
- D photography
- E shopping
- F studying
- G sport
- H travelling

LANGUAGE SKILLS WITH A TEACHER

SPEAKING

Led questions

(Unit 1, Unit 16, Review 1, Review 4, Review 5)



Understanding the task

There are questions about you.

What do I have to do?

You need to talk to the teacher and answer the questions you are asked.



Tips for success

- Listen carefully to the teacher's questions. You and your partner will get questions on different topics.
- You can ask the teacher to say the question again if you don't understand.
- When the teacher says *Tell me about ...* try to answer in two or three sentences.
- This part will take three to four minutes.

1 The teacher will ask you questions like these.
Which need short answers and which need longer answers?

- 1 What's your name?
- 2 Where do you come from?
- 3 What's your best subject at school?
- 4 Do you like studying science?
- 5 What do you wear to school?
- 6 How much homework do you get?
- 7 Tell me something about your favourite teacher.
- 8 How much free time do you have?
- 9 Who do you spend your free time with?
- 10 Do you play computer games?
- 11 Do you like reading?
- 12 Tell me something about a hobby you enjoy.

LANGUAGE SKILLS WITH A TEACHER

2 Match the answers a–e to the questions in Ex. 1. Which are good answers and which are not so good? Why?

a No, I don't.

b No, not really. I find it quite difficult.

c Just my normal clothes. I don't have to wear a uniform.

d She's nice. I like her.

e I haven't got any hobbies.

 **3** Listen to some more answers and match them to the questions in Ex. 1 on page 31.

160

4 Now you try. Take turns to ask and answer the Speaking questions. Use the *Tips for Success* on page 30 to help you.

**Discussion with visual stimulus
(Unit 3, Unit 7, Review 2)****Understanding the task**

There is a conversation with your partner and the teacher about some pictures.

What do I have to do?

You need to answer the teacher's questions and talk to your partner as well.


**Tips for success**


- Don't forget to say what you can see in the pictures. Let the teacher see how much vocabulary you know. Don't just say *yes* or *no*. Use some adjectives.
- Try to make correct sentences and questions if you can. Don't worry about making small mistakes.
- Let your partner speak too and ask him/her questions. You will get marks for that, too.
- Try to relax and enjoy yourself!


LANGUAGE SKILLS WITH A TEACHER

1 Look at the pictures. There are all places you can visit. Work with a partner and say what each one is.

Do you like these different places to visit?



 **2** Listen to two students doing this task. Number the pictures in the order the students speak about them.

 **3** Write the places in the table in the correct order. Then listen again and complete the table with (✓) for 'likes it' and (X) for 'doesn't like it'. The first one has been done for you as an example.

Place	Girl	Boy
<i>Shopping centre</i>	✓	X

4 What adjectives did you hear the speakers use about each place?

5 Now you try. Take turns to ask and answer the Speaking questions. Look at the pictures on the opposite page. Use the *Tips for Success* on page 33 to help you.

Here are some pictures that show different places to visit. Do you like these different places to visit? Say why or why not.

6 Now ask and answer these questions together.

Do you think:

going to a museum is boring?

visiting a castle is interesting?

going to the cinema is expensive?

shopping is fun?

going to a park is pleasant?

Which of these places do you like visiting best?

Say why.



162

7 Listen to the last part of the task. Number the questions below in the order you hear them.

Do you prefer visiting places that are inside or outside? Why?

Do you like places that teach you about history? Why?

Do you prefer visiting places on your own or with other people? Why?



162

8 Listen again. What happens if the person gives a very short answer to a question?

9 Ask and answer the questions in Ex. 6 with your partner. Ask Why? / Why not? if your partner gives a short answer.